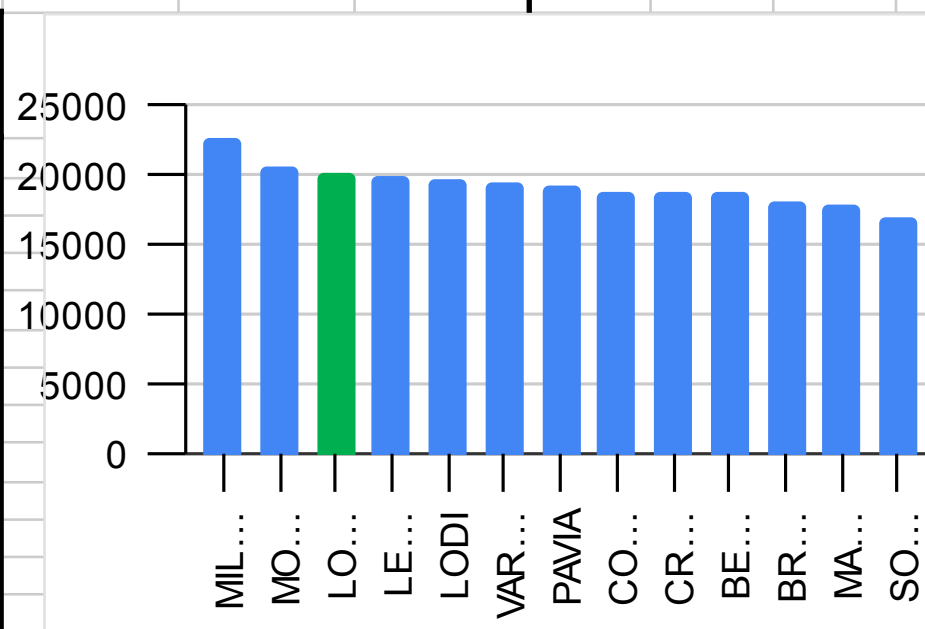
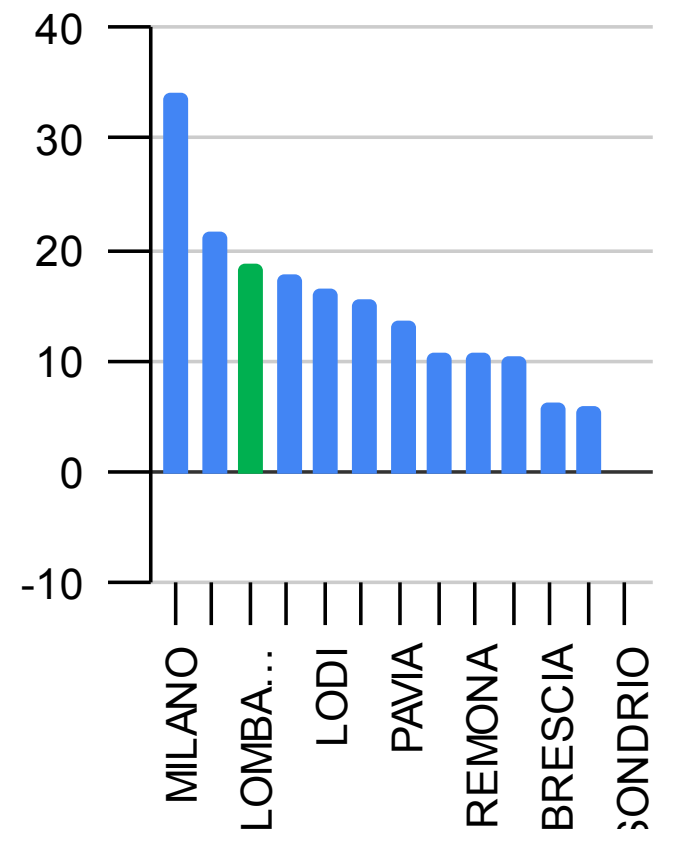
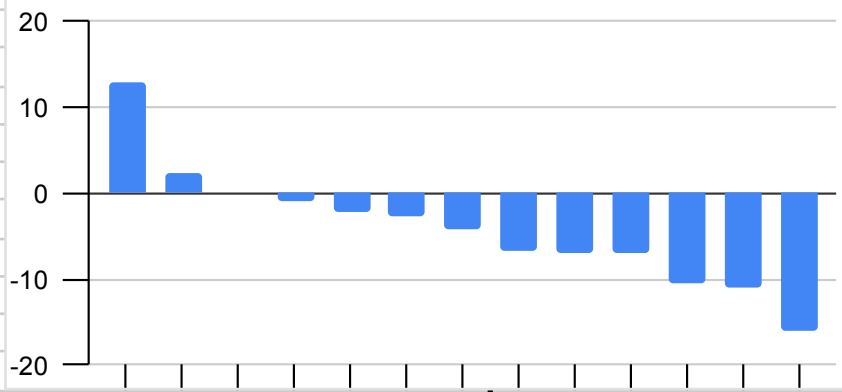


	contribuenti con reddito da pensione			reddito da pensione (euro)			2020
	2018	2019	2020	2018	2019	2020	val pro capite
BERGAMO	267420	269366	273756	4838436464	5000711141	5124725837	18720.05
BRESCIA	295756	297264	301597	5118355224	5286820268	5437118146	18027.76
COMO	153466	153617	154993	2756719893	2833665502	2911041594	18781.76
CREMONA	99270	98998	99778	1794136648	1839613614	1870052037	18742.13
LECCO	91056	91543	92384	1739420862	1794848212	1842834842	19947.55
LODI	54850	54891	55428	1043239086	1070866535	1092706734	19713.98
MANTOVA	108573	108420	108823	1856457236	1906134318	1950873918	17927.04
MILANO	770810	768161	769714	16901038015	17206412458	17492253439	22725.65
MONZA BRIANZA	213251	213920	216188	4218786534	4334007725	4455317281	20608.53
PAVIA	148814	148143	148938	2755188927	2814905393	2870579808	19273.66
SONDRIO	48512	48628	50334	800956965	827890233	852717628	16941.19
VARESE	231842	231971	233612	4354627470	4464769680	4574571234	19581.92
LOMBARDIA	2483620	2484922	2505545	48177363324	49380645079	50474792498	20145.23

	REDDITO medio DA PENSIONE	DIFF. % DALLA MEDIA	DIFFER. ASSOLUTA in €	DIFFER % (Sondrio=100)
MILANO	22725.65	12.8	5784.47	34.14
MONZA BRIANZA	20608.53	2.3	3667.35	21.65
LOMBARDIA	20145.23	0.0	3204.05	18.91
LECCO	19947.55	-1.0	3006.37	17.75
LODI	19713.98	-2.1	2772.80	16.37
VARESE	19581.92	-2.8	2640.73	15.59
PAVIA	19273.66	-4.3	2332.47	13.77
COMO	18781.76	-6.8	1840.58	10.86
CREMONA	18742.13	-7.0	1800.94	10.63
BERGAMO	18720.05	-7.1	1778.86	10.50
BRESCIA	18027.76	-10.5	1086.57	6.41
MANTOVA	17927.04	-11.0	985.85	5.82
SONDRIO	16941.19	-15.9	0.00	0.00





I
C I F S

